

# Enhancing Security Performance in Image Encryption Using Chaotic Map in Different Frequency Domain

Visvendra Singh Rajpoot<sup>1</sup>, Aneesh Kumar Mishra<sup>2</sup>

<sup>1,2</sup> Dr. K.N Modi University, Newai

Conflicts of interest: Nil

Corresponding author: Visvendra Singh Rajpoot

---

## Abstract

For the purpose of representing complex data, images are the most convenient and effective way. In these days, huge amount of images are often moved from one location to another location of world with the application of internet. Moreover, as it's common that the Internet more sensitive for the wide range of issues for security. In form of consequences, such images may become victim of content manipulation, unauthorized access, content destruction, privacy leakage, etc. In order to troubleshoot these issues, our system must have capability to encrypt the image before transmitting it over the Internet. In order to fix these issues, so many encryption approaches has been proposed by expert from all over the world. Most of these encryption approaches are worked either in spatial or frequency domain, but mostly only suitable with gray scale images. The main aim of this paper is to propose an image encryption approach that is to be done into spatial domain along with frequencies domain, but effective for color images as well as gray scale images. In encryption process of proposed work, the color images are first confused in frequency domain using the Discrete Cosine Transformation (DCT) and Arnold Cat Map. In second step, the confused image's frequencies are converted into spatial domain using the Inverse Discrete Cosine Transformation (IDCT), and defused the image's pixel using the Logistic Map followed by the Henon Map. At the end, we get the resulted encrypted image. At last, various tests will be performed and there result's has been analyzed to prove the strength and effectiveness of the proposed approach of encryption. The experimental result of proposed work has also been compared with the existing encryption techniques. The result of various test claim the effectiveness of the proposed work.

**Keywords:** Encryption, Decryption, Diffusion, Confusion, Chaotic Map, Discrete Cosine Transformation, Key Sensitivity, etc

---

## I. Introduction

In these days, huge amount of images are often moved from one location to another location of world with the application of internet. However, store or transmit them in the plain format having higher risks. The adversary can steal or tap the plain images, so that confidentiality of plain-images needs to be protected. Images encryption is the solution to this problem. The plain images are encrypted so that it cannot be recognized by unauthorized party. In the literature, there exist a wide range of well-approved efficient algorithms for the text message encryption, such as: Data Encryption Standard (DES), Advanced Encryption

Standard (AES), International Data Encryption Algorithm (IDEA) and the Rivest-Shamir-Adleman cryptosystem (RSA). However those algorithms are not well appreciated for image or video file encryption applications. Since the images differ from the text data in many aspects such as high redundancy and correlation, the local structure and the characteristics of amplitude frequency, the conventional encryption methods cannot be applicable to the images. A lot of encryption techniques for images encryption have been proposed by the experts. These image encryption techniques are worked in spatial domain or in

frequencies domain or in both domain. An Image Encryption Algorithm Based on Henon Chaotic System in spatial domain has been proposed in [1]. A Block-based Image Encryption Algorithm in Frequency Domain using Chaotic Permutation has been proposed in [2]. A Robust Color Image Encryption Algorithm in Dual Domain using Chaotic Map has been proposed in [3]. For a whole color image DWT based lossless chaotic encryption in frequency domain has been proposed in [4]. An Images encryption technique in spatial domain using Cubic Map, Henon Map, Quadratic Map, and Logistic Map has been proposed in [5]. An Image Encryption Using Hybrid Chaotic Map with Arnold' Cat Map, Logistic Map, and Henon Map has been proposed in [6]. An Image encryption algorithm based on Fractional Fourier Transform using Arnold's Map and Henon Map has been proposed in [7]. The image encryption techniques that worked in spatial domain are either confused the pixel location or diffused the pixel's value using various chaotic maps. The image encryption techniques that worked in frequencies are either confused the location of frequencies or diffused the frequency's value using various chaotic maps, or with suitable alteration or modification in chaotic maps. Image encryption performed in either domain has its own pros and cons. The advantages that available in one domain are generally not available in other. With the inspiration of the presented studies, we introduce a new image encryption algorithm that performed encryption operation in frequency domain followed by the encryption in spatial domain. The proposed encryption algorithm is based on chaotic Logistic system along with the dynamical system of Michel Henon. According to the present method, our proposed algorithm first confuses the image pixel in frequency domain. Then, chaotic system runs in spatial domain for the generation of pseudo-random sequences, and then these pseudo-random sequences are used to diffuse the value of image pixels. In this proposed algorithm includes the features of both as an encryption in spatial domain followed by an encryption infrequency domain. The analysis of experimental result revealed that

how much our proposed image encryption technique is effective to resist any types of attacks.

## II. Prilimenary Theories

### A. Discrete Cosine Transformation

The two dimensional DCT of an M by N matrix is defined as follows [3]:

$$C(u,v)=\alpha_u \alpha_v \sum_{x=0}^{M-1} \sum_{y=0}^{N-1} I(x,y) \cos \frac{M(2x+1)u}{2M} \cos \frac{M(2y+1)v}{2N}$$

and the inverse DCT (or IDCT) is given by

$$I(x,y)=\alpha_u \sum_{x=0}^{M-1} \sum_{y=0}^{N-1} C(u,v) \cos \frac{M(2x+1)u}{2M} \cos \frac{M(2y+1)v}{2N}$$

Where

$$\alpha_u = \begin{cases} \frac{1}{\sqrt{M}}, & u=0 \\ \frac{1}{\sqrt{M}}, & 1 \leq u \leq M-1 \end{cases} ; \quad \alpha_v = \begin{cases} \frac{1}{\sqrt{N}}, & v=0 \\ \frac{1}{\sqrt{N}}, & 1 \leq v \leq N-1 \end{cases}$$

The values  $C(u, v)$  are called the DCT coefficients of image  $I$ . The upper leftmost element is called DC coefficient and the rest are called AC coefficients. The DCT can be applied to transform the whole image or image blocks ( $8 \times 8$  pixel).

### B. Henon MaP

Pseudo-random has been produced by using Henon map which is considered a prototypical two dimensional. The map relies on two parameters  $a$  and  $b$  that pick a point  $(x_i, y_i)$ . The Hénon map is a discrete-time dynamical system. It is one of the most studied examples of dynamical systems that exhibit behavior. This map is given by the equation below [7]

$$X_{n+1}=1-aX_n^2+Y_n$$

$$Y_{n+1}=bX_n$$

Usually,  $a$  is around 1.4 and  $b$  is around 0.3 which makes Henon map gain chaotic behavior.

### C. Logistic Map

Logistic map show chaotic behavior that it is considered one the modest nonlinear chaotic discrete systems. It is one dimensional chaotic system that can be described as follows [3]:

$$X_{n+1}=\mu X_n(1-X_n)$$

where  $\mu$  is the chaotic factor and  $n$  is the quantity of iterations,  $\mu \in [0,4]$ ,  $x \in [0,1]$  in which, the chaotic behavior is realized when  $\mu \in [3.54,4]$ .

#### D. Arnold Cat Map

Arnold Cat Map (ACM) is a two-dimensional chaotic map after discovered by Vladimir Arnold in 1960. ACM transform the coordinates  $(x, y)$  in the image of size  $N * N$  to the new coordinates  $(x', y')$ . The equation of ACM [3] is

$$\begin{bmatrix} x_{i+1} \\ y_{i+1} \end{bmatrix} = \begin{bmatrix} 1 & K_b \\ K_a & K_b K_a + 1 \end{bmatrix} \begin{bmatrix} x_i \\ y_i \end{bmatrix} \text{mod}(N)$$

where  $(x_i, y_i)$  is position of the pixel in the image,  $(x_i + 1, y_i + 1)$  is new pixel position after iteration  $i$ . Parameters  $b$  and  $c$  are any positive integer. Determinant of the matrix must be equal to 1 so that the transformation is area-preserving (remain in the same area of the image). ACM is iterated as  $m$  times, and each iteration produces a random image. Values of  $b$ ,  $c$ , and  $m$  can  $x=0$   $y=0$   $2M$   $2N$  be considered as the secret keys. The scramble image can be reconstructed into the original image using the same key ( $b$ ,  $c$ , and the inverse DCT (or IDCT) is given by and  $m$ ).

#### III. The Proposed Algorithm

$1 \leq u \leq M-1$   $\sqrt{M}$   $1 \leq v \leq N-1$   $\sqrt{N}$  In this presented approach, the algorithm first takes a plain image and two keys  $K_a$  and  $K_b$  as an input. Then, it reads image pixel-by-pixel and each color component of every pixel are stored in respective matrix  $\mu_{Red}$ ,  $\mu_{Green}$ , and  $\mu_{Blue}$ . At this stage, we have three matrices  $\mu_{Red}$ ,  $\mu_{Green}$ , and  $\mu_{Blue}$  that have contain the value of red, green, and blue of plain image respectively. In the next step, IR, IG, and IB are divided into  $8 \times 8$  blocks. Now, DCT is applied on each block of  $\mu_{Red}$ ,  $\mu_{Green}$ , and  $\mu_{Blue}$ . As a result, we get  $\mu_{Red}$ ,  $\mu_{Green}$ , and  $\mu_{Blue}$  with modified value that represent DCT coefficient. To add confusion, the algorithm scrambled each  $8 \times 8$  block of every matrix  $\mu_{Red}$ ,  $\mu_{Green}$ , and  $\mu_{Blue}$  using ACM transformation with keys  $K_a$  and  $K_b$ .

Next, algorithm performed the reverse DCT operation on  $\mu_{Red}$ ,  $\mu_{Green}$ , and  $\mu_{Blue}$  to get the image with confused frequency into spatial domain. Now in spatial domain the algorithm performed the diffusion operation twice with each element of matrices IR, IG, and IB. For the first step of diffusion operation, the algorithm produces a stream of keys using the Logistic Chaotic Map, and the XOR operation are performed between the key and each element of matrices IR, IG, and IB. For the second step of diffusion operation, the algorithm produces a stream of keys using the Henon Chaotic Map, and the XOR operation are performed between the key and each element of matrices IR, IG, and IB. The matrices IR, IG, and IB would now contained the twice diffused value of every color component of every pixel of the plain image. Finally, each color component matrices are combined to get the encrypted image.

#### IV. Experimental Result and Analysis

For this study, the initial values and the parameters are adjusted as follows with a good accuracy:  $\mu = 3.9600$ ;  $x_0 = 0.1234$ ;  $K_a = 94$ ;  $K_b = 50$ ;

In this study, we used three colorful images of Lena, Pepper, and Baboon for the demonstration of the efficiency of the proposed image encryption algorithm. When we applied our proposed encryption and decryption algorithm with the mentioned initial value and keys, we get the result as shown in figure-2.

To test and analyze the result MATLAB R2015a is used with a system of Intel CORE i3 processor and 4 GB of RAM. A. Histogram Analysis The image histogram determines the distribution of each color intensity level of the individual pixels of an image. An ideal histogram for an encrypted image should be flat, implying the uniform distribution on the image range and the complete randomness. Infact, the flatness of a histogram could better prevent the leakage of the information by the statistical attacks. Figure-3 shows the histograms of the original Lena image and it's encrypted one.

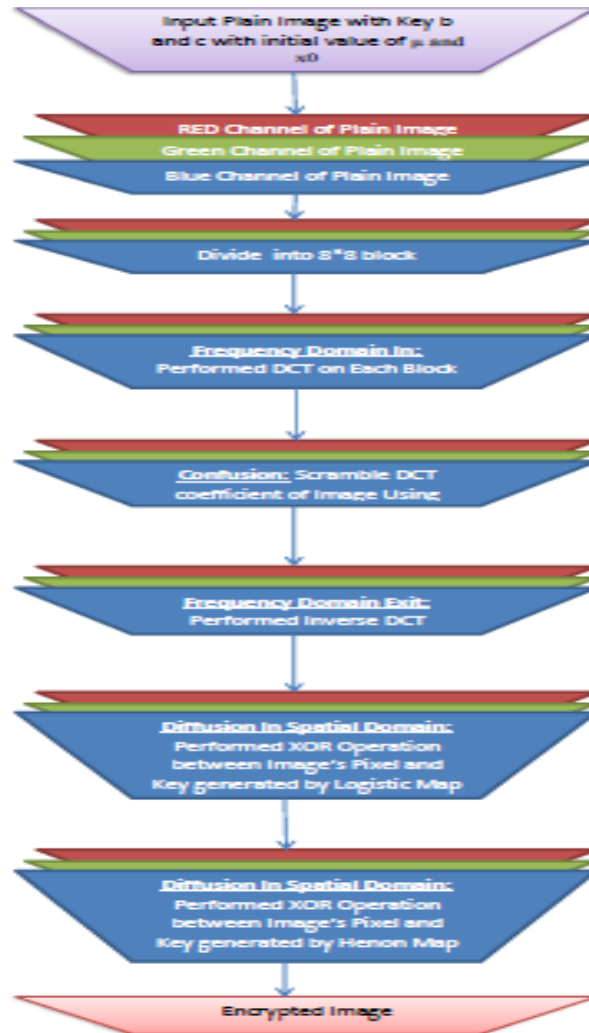


Figure 1: Flow of Encryption Process by Proposed Approach




Figure 2- (a) Original image of Lena, (b) Encrypted image of Lena, (c) Decrypted image of Lena, (d) Original image of Peppers, (e) Encrypted image of Peppers, (f) Decrypted image of Peppers, (g) Original image of Baboon, (h) Encrypted image of Baboon, (i) Decrypted image of Baboon

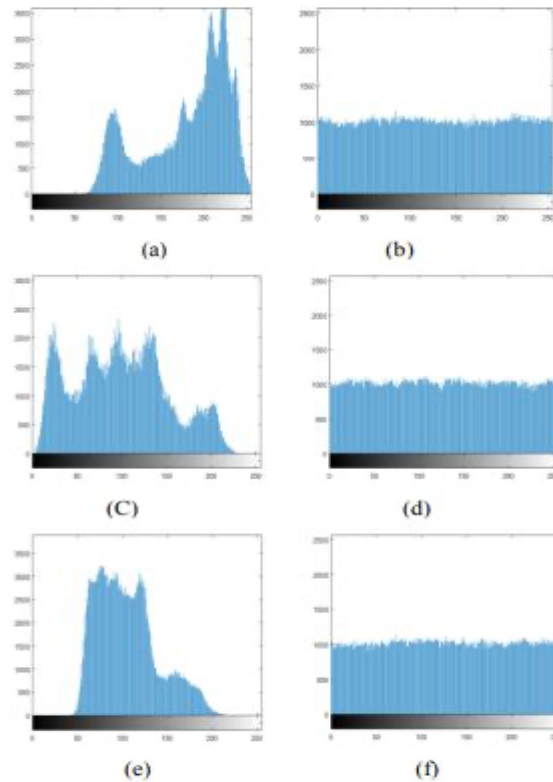


Figure 3 - (a) Histogram of Red color of plain image of Lena, (b) Histogram of Red color of encrypted image of Lena, (c) Histogram of Green color of plain image of Lena, (d) Histogram of Green color of encrypted image of Lena, (e) Histogram of Blue color of plain image of Lena, (f) Histogram of Blue color of encrypted image of Lena,

The histogram of the original image contains several peaks. However, the histogram of the ciphered image is uniform. Hence, it is proven that the histograms of the encrypted image do not give any clue to operate any statistical attack to recover the original one. B. Entropy Analysis The information entropy measures the strength of the cryptosystem and gives the equally probable gray levels for a good image encryption algorithm by

applying it to the encrypted image. Table I gives the entropy values of three original images and their encrypted ones. According to the results, the information entropy is increased by the encryption system and the information entropies of the encrypted images are nearly 8. This proves that the proposed encryption algorithm is highly resistive to the information leakage.

TABLE I: Entropy values for the plain images and the corresponding decrypted image

Entropy Value of Plain and Encrypted Image						
Images	Plain Image			Encrypted Image		
	R	G	B	R	G	B
Lena	7.2531	7.594	6.9684	7.9989	7.9988	7.999
Pepper	7.3576	7.5929	7.129	7.9991	7.9989	7.9987
Baboon	7.7067	7.4744	7.7522	7.9991	7.9991	7.9993

TABLE II: Entropy values for the encrypted image in previous and proposed work

Entropy Analysis of Previous Work and Proposed Algorithm						
Images	Ref [3]			Proposed Work		
	R	G	B	R	G	B
Lena	7.9979	7.9987	7.998	7.9989	7.9988	7.999
Pepper	7.9985	7.999	7.9968	7.9991	7.9989	7.9987

### C. Correlation Coefficient:

In this section, the horizontal, vertical and diagonal correlation coefficients of the ciphered pixels have been calculated. Correlation between any two adjacent pixels of an image is a clue for attackers to

gain the statistical information about the image. The value of correlation coefficient near to zero of an image has less meaningful statistical information of any two adjacent pixel.

TABLE III: Correlation coefficients of two adjacent pixels in the plain image and the cipher-image

Correlation Coefficient of Plain and Encrypted Image							
Images	Direction	Plain Image			Encrypted Image		
		R	G	B	R	G	B
Lena	Vert.	0.9894	0.9824	0.9578	0.0749	0.0727	0.063
	Hor.	0.9798	0.9690	0.9329	-0.0356	-0.0274	0.0124
	Diag.	0.9697	0.9555	0.9184	0.003	0.0016	0.0032
Pepper	Vert.	0.9750	0.9882	0.9752	0.0765	0.0734	0.0768
	Hor.	0.9719	0.9864	0.9748	-0.0245	-0.037	-0.033
	Diag.	0.9524	0.9765	0.9549	1.02e-04	-3.30e-04	0.0048
Baboon	Vert.	0.8597	0.7578	0.8777	0.0501	0.0468	0.0565
	Hor.	0.9228	0.8656	0.9072	-0.0236	-0.0181	0.0263
	Diag.	0.8543	0.7352	0.8399	0.0062	0.0039	0.0051

So, we take all pairs of two adjacent pixel first in horizontally and then vertically from plain image and encrypted image. In addition, we randomly take 2000 pairs of diagonally adjacent pixel from plain image and encrypted image. The table III shows the correlation coefficient of each plain image and correlation coefficient of respective encrypted image that used in this experiment.

TABLE IV: Correlation coefficients of two adjacent pixels in decrypted image in Previous and proposed work

Comparative Analysis of Previous Work and Proposed Algorithm						
Ddirection	Ref [4]			Proposed Algorithm		
	Encrypted Image of Lena			Encrypted Image of Lena		
	R	G	B	R	G	B
Vertical	0.4807	0.4745	0.4553	0.0749	0.0727	0.063
Horizontal	0.4850	0.4925	0.4873	-0.0356	-0.0274	-0.0124
Diagonal	0.4841	0.4791	0.4565	0.003	0.0016	0.0032

#### D. PSNR Analysis:

If the PSNR value of two images is equal or greater than 30, then human eyes can't differentiate between these two images. To analyze the quality of visibility of the decrypted image, we used the PSNR (Peak Signal-to-Noise Ratio) test with decrypted images and their respective plain images.

The bigger PSNR value between plain image and its respective decrypted image confirm the less distortion in the original plain image. The table V has shown the PSNR value of images that we used in our experiments and it always above the standard. So, our proposed algorithm is enough capable to recover the decrypted image with enough visual quality.

TABLE V: The PSNR results between plain-image and corresponding decrypted image

PSNR Analysis	
Decrypted Image	PSNR
Lena	62.251
Pepper	65.626
Baboon	63.536

TABLE VI: The PSNR results of decrypted image by previous work and proposed work

Comparative Study of PSNR Analysis		
Decrypted Image	Ref [3]	PROPOSED
	PSNR Value	PSNR Value
Lena	34.2466	62.251
Peppers	34.6704	65.626

#### E. Key Sensitivity Analysis:

In this section, the horizontal, vertical and diagonal correlation coefficients of the ciphered pixels have been calculated. In our proposed algorithm the initial value of  $\mu$  and  $x_0$ , and value of  $K_a$  and  $K_b$  are used as the key of algorithm. In this test, we have tried to decrypt an encrypted image of Lena, Peppers, and Baboon with same value of  $K_a$ ,  $K_b$ , and same initial value of  $x_0$  with a minor difference in initial value of  $\mu$ . As mentioned earlier, we have

used following value of the key at the time of encryption of Lena image:

$$\mu = 3.9600;$$

$$x_0 = 0.1234;$$

$$K_a = 94; K_b = 50;$$

Now we have the same value of  $x_0$ ,  $K_a$ ,  $K_b$ , and make a minor difference of  $\mu = 3.9600$  to  $\mu = 3.9601$ .

In this case, the decrypted image of Lena, Peppers, and Baboon is shown in figure 4. (a),(b), and (c).




Figure 4 - (a) decrypted image of Lena with minor different key, (b) decrypted image of Peppers with minor different key, (c) decrypted image of Baboon with minor different key.

The result has shown that, the least possible change in the key produce an image that is a totally meaningless and even not to be a little bit of close to the original plain image. So, it is clarify that how much our proposed algorithm is sensitive about its key. V. CONCLUSION In this paper has presented a block-based image encryption algorithm using a chaotic permutation. Experiment shows that the cipher-images that resulted from the algorithm are robust to common image processing operations. Such image processing are JPEG compression, image noising, and image resizing. The decrypted images can be still recognized well, although they are just like noised.

### Acknowledgment

The proposed work enhances the security measures when anyone deals with the undefined issues of public network. This work came into existence by the support and study of various researchers who done much work in past. We mentioned them in this paper's reference.

### References

1. C. Wei-bin, Z. Xin (2009): Image Encryption Algorithm Based on Henon Chaotic System, Proceeding of International Conference on Image Analysis and Signal Processing (IASP 2009).
2. RinaldiMunir (2014) : A Block-based Image Encryption Algorithm in Frequency Domain using Chaotic Permutation, (IEEE 2014).
3. Deepak Kumar Singh, KuldeepTomar: A Robust Color Image Encryption Algorithm in Dual Domain using Chaotic Map, 2 ndInternational conference on Inventive Communication and Computational Technologies ( IEEE 2018).
4. Xiangjun Wu, Zefan Wang (2015): A new DWT-based Lossless Chaotic Encryption Scheme for Color Images, 2015 International Conference on Computer and Computational Sciences (ICCCS), (IEEE 2015).
5. Kayhan CELİK, Erol KURT: A New Image Encryption Algorithm Based on Lorenz System, ECAI 2016 - International Conference – 8th Edition, (IEEE 2016).
6. Mohamed A. Mokhtar, NayraM.Sadek, Amira G. Mohamed: Design of Image Encryption Algorithm Based on Different Chaotic Mapping, 2017, 34th NATIONAL RADIO SCIENCE CONFERENCE (IEEE 2017).
7. Hikmat N. Abdullah, Hamsa A. Abdullah: Image Encryption Using Hybrid Chaotic Map, 2017 International Conference on Current Research in Computer Science and Information Technology (IEEE 2017).